

Did You Know You iPhone/iPad Can Do That?!

Using iPhones and iPads To Promote Independence

**Kristen Russell, OTR, ATP
Assistive Technology Specialist
Advancing Opportunities**



ADVANCING OPPORTUNITIES

- AT Evaluations and trainings
- School Districts, DVR, DCF, DDD, NJ Traumatic Brain Injury Fund
- All disabilities
- www.assistivetechcenter.org

TECHNOLOGY LENDING CENTER

- Try it before you buy it!
- Wide variety of devices
- Loans for Up To Six Weeks
- Free Shipping
- Contact Tara O'Neil, TLC Coordinator
 - toneill@advopps.org
 - 609-882-4182 ext. 536
 - Visit: <https://bit.ly/3ml0osj>



WHAT'S THE PLAN

1. Built-in Accessibility Tools
2. Reading and Writing
3. Memory and Organization
4. Multi Step tasks
5. Wrap Up/ Questions

iOS Accessibility Settings and Tools

iOS/iPadOS 14—Settings > Accessibility

- VoiceOver
- Zoom
- Magnifier
- Display & Text Size
- Spoken Content
- Assistive Touch
- Touch Accommodations
- Switch Control
- Voice Control
- Guided Access
- Safari Reader
- Screen Time
- Predictive Text
- Siri
- ...and more

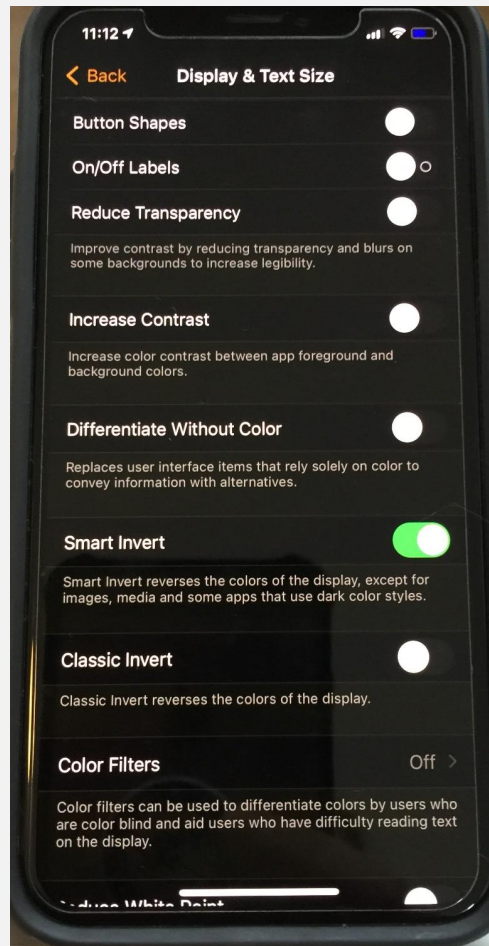


FREE
Built-in
Tools!

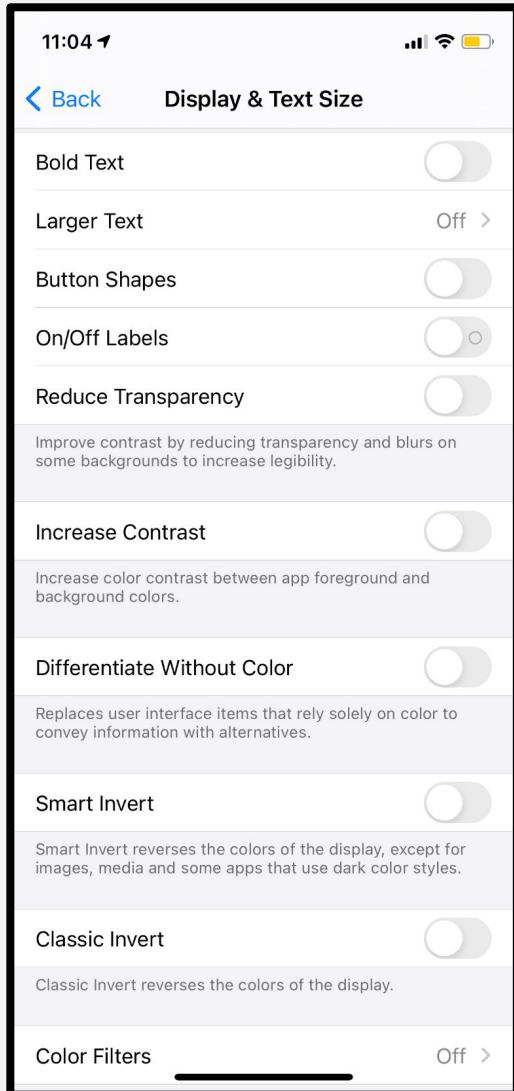
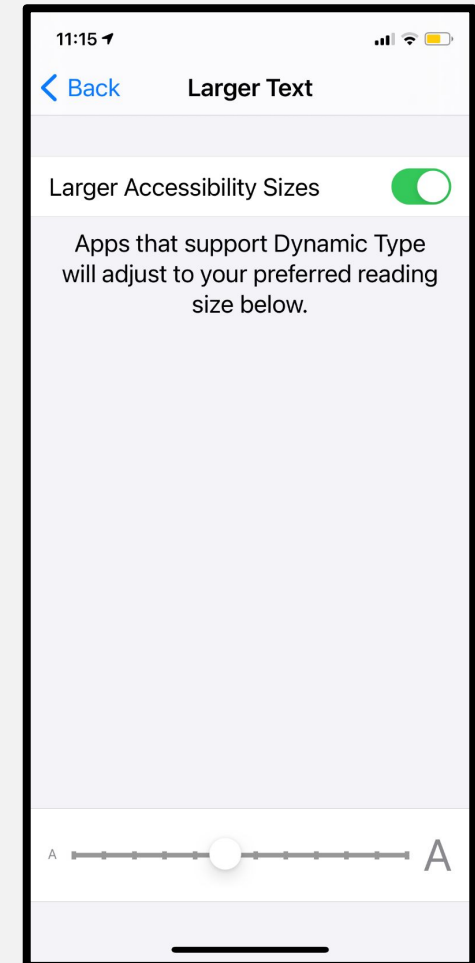
DISPLAY & TEXT SIZE

Explore Settings To See What Makes The Screen Easier To See!

Smart Invert



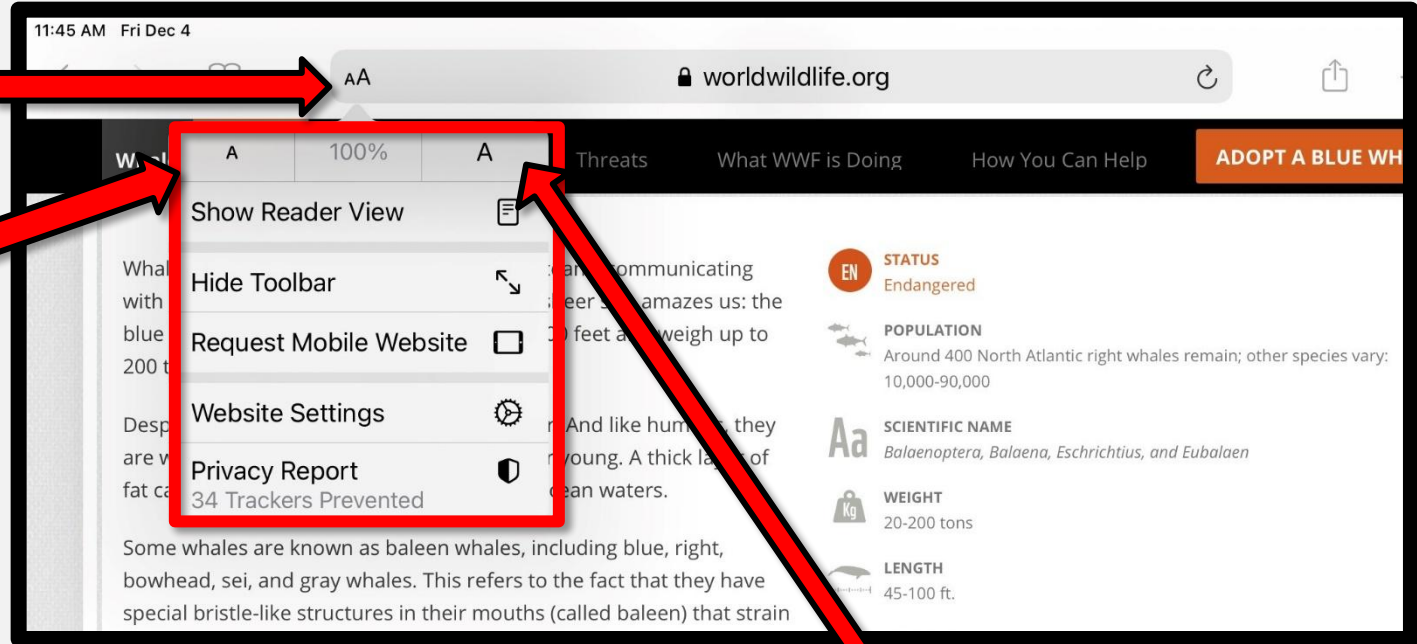
Larger Text



SAFARI: CHANGE THE TEXT SIZE

Tap on
the AA!

Click to
make text
smaller

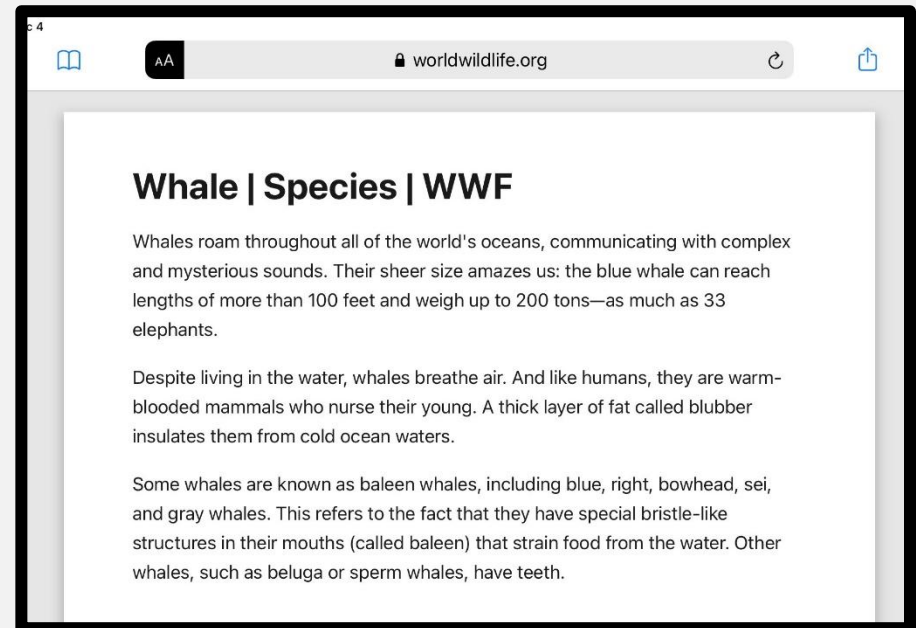
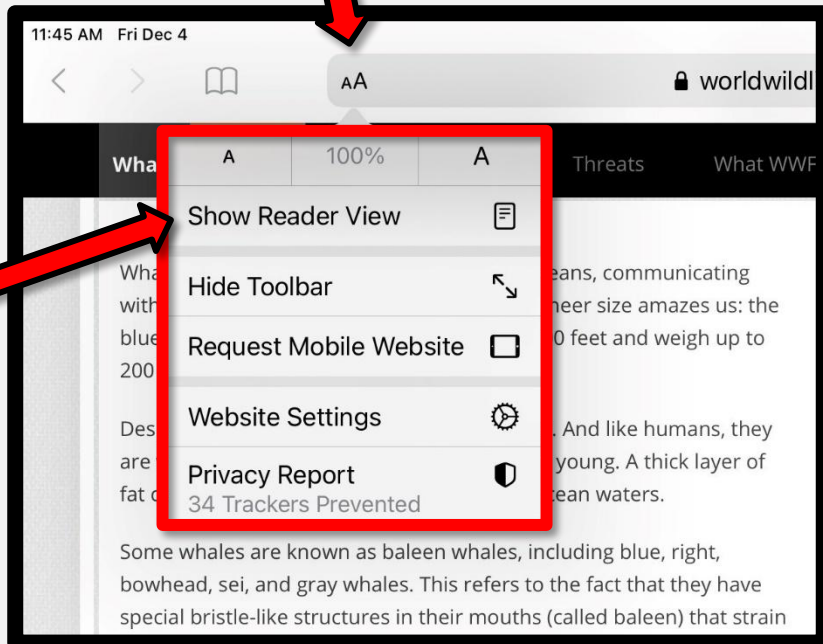


Click to
make text
bigger

SAFARI: SIMPLIFY THE PAGE

You can simplify the page by tapping Show Reader View

Tap on
the AA!

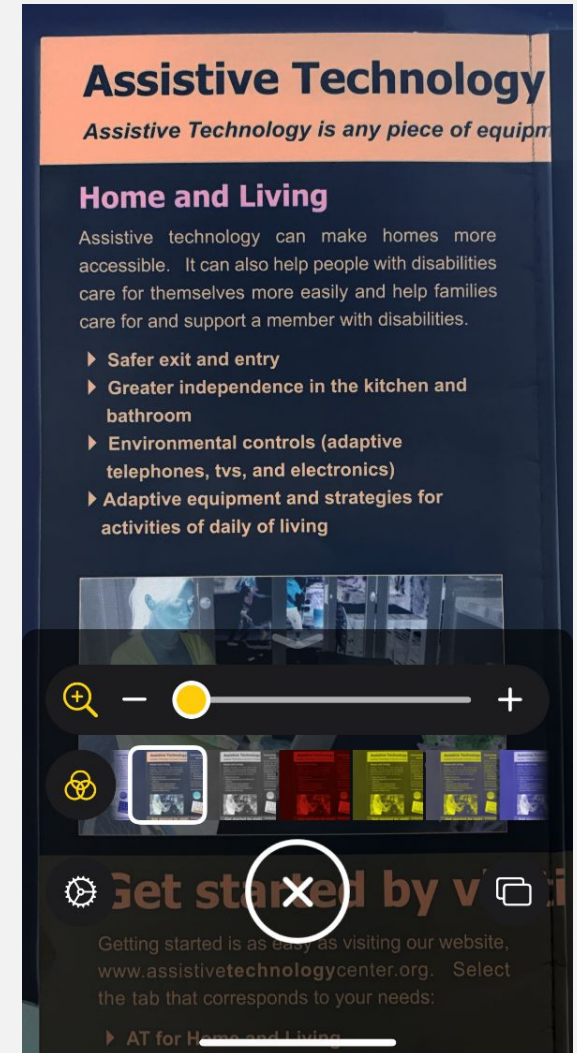


MAGNIFIER

This setting turns your iPhone or iPad into a magnifying glass

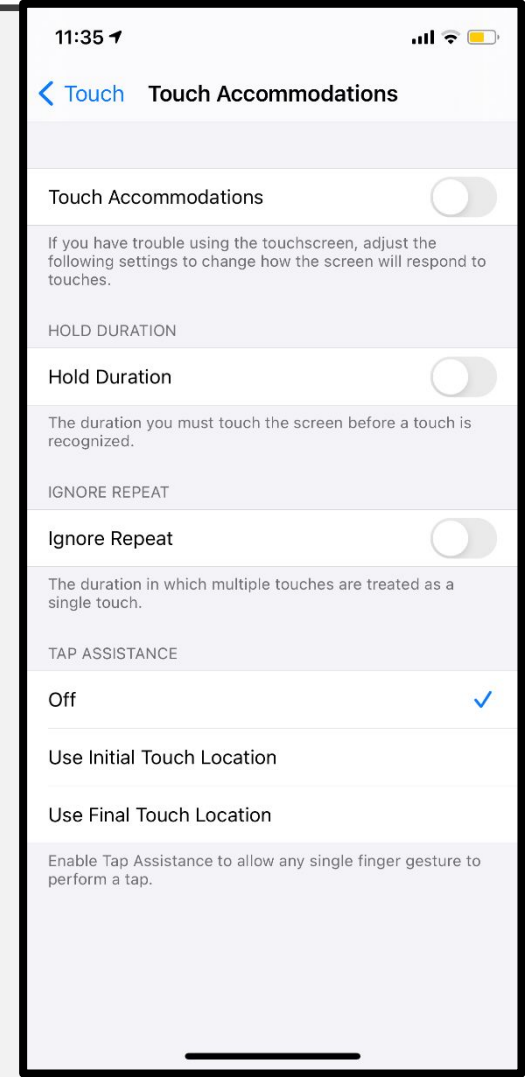
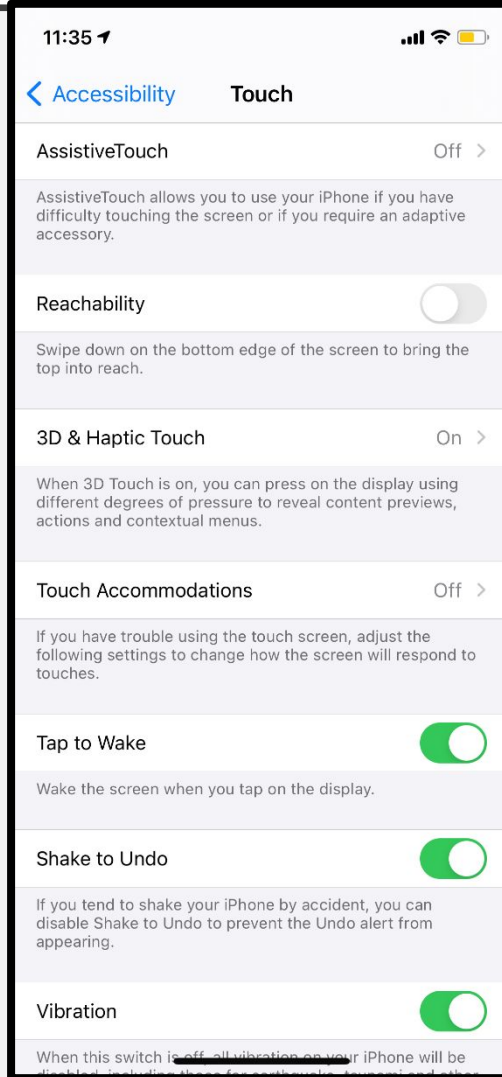
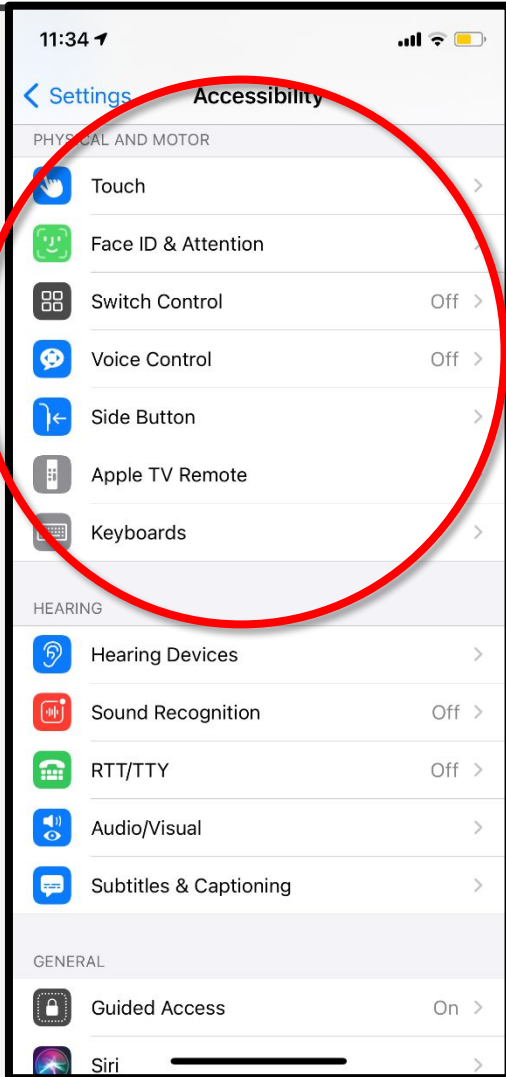
- Turn On: Settings > Accessibility
- Color filters
- Use flashlight to make brighter
- Save image

More Info: <https://apple.co/2VEP7ag>

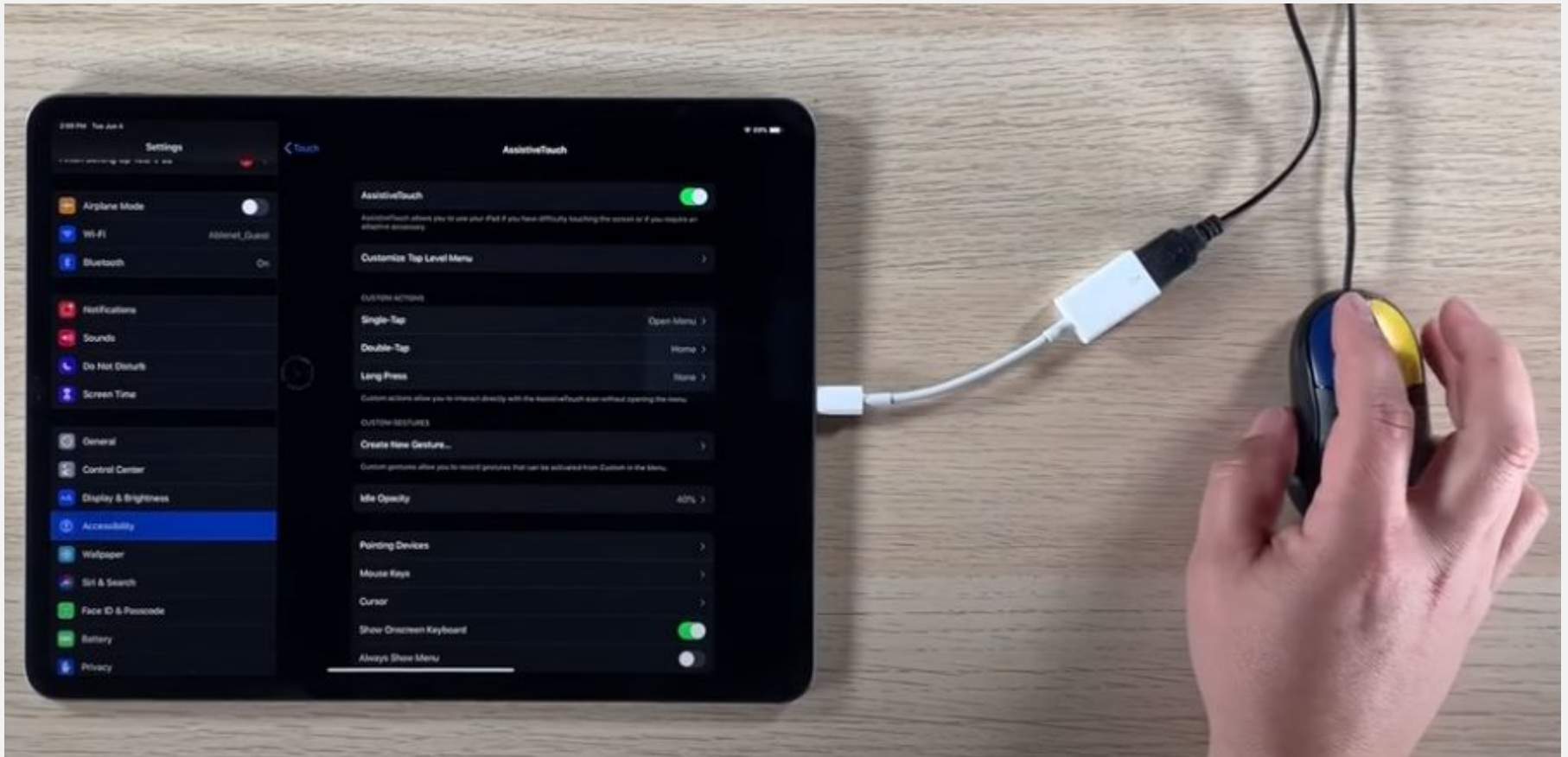


PHYSICAL AND MOTOR SETTINGS:

Make The iPad/iPhone Easier To Use For Someone With Limited Dexterity



MOUSE SUPPORT FOR IPAD



How To Video: <https://www.youtube.com/watch?v=alqDHkecm5l>

Video about Adapters:

<https://www.youtube.com/watch?v=x3DKCAXkr1A&list=UU2sMiMtHWfIGHRxXYmhwDuA&index=9&t=0s&app=desktop>



SWITCH CONTROL

iOS Switch Control User Guide: <https://bit.ly/3ghB2Jd>

Control the iPad using various accessibility switches!



IOS VOICE CONTROL

SETTINGS > ACCESSIBILITY > VOICE CONTROL


With Voice Control, you can navigate and interact with your device using your voice to tap, swipe, type, and more.



How To Video:

<https://www.youtube.com/watch?v=80AyUCjZYZM>

READING AND WRITING



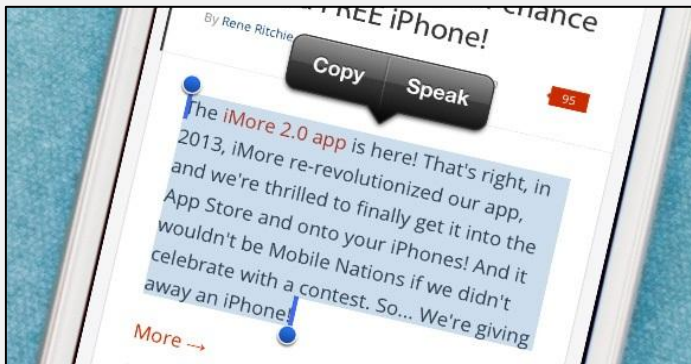
TEACHING YOUR IPHONE/IPAD TO SPEAK

To Turn On:

- Settings > Accessibility > Spoken Content > Turn on Speak Selection
- Also, turn on Highlight Content and adjust speaking rate

To Use:

- Select text you want read
- Tap Speak in the pop up toolbar



SCAN AND READ APPS

TAKE PICTURE OF TEXT AND HAVE THEM READ ALOUD:



- Voice Dream Scanner (iOS \$5.99)

www.voicedream.com/scanner/

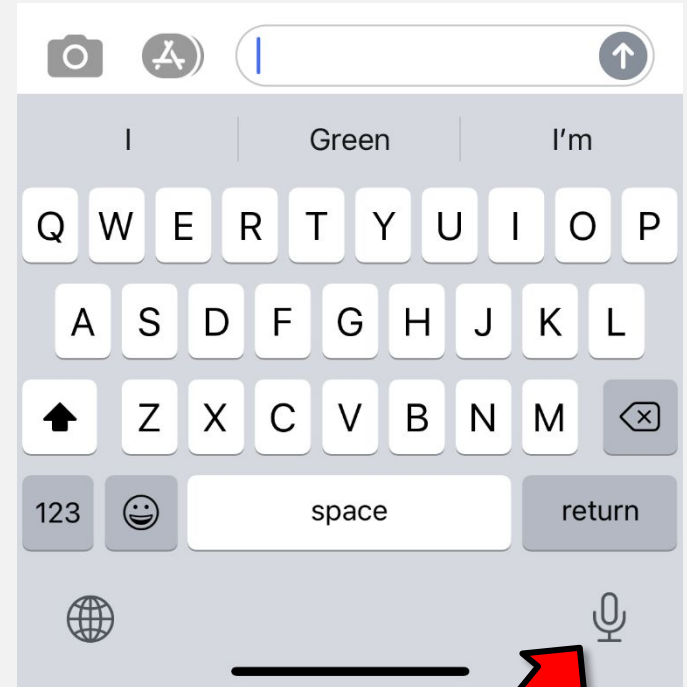



- Seeing AI (iOS-free)
- www.microsoft.com/en-us/seeing-ai/

A screenshot of an application interface with a dark blue background. On the left, under the heading 'On-Device OCR' with the subtext 'Fast. Accurate. Unlimited Use.', there is a preview of a scanned document titled 'HOW SALT WORKS'. The document contains text and images of beakers with salt crystals. On the right, under the heading 'Text To Speech' with the subtext 'Word highlighting.', the same text is displayed with 'part chemistry.' highlighted in blue. At the bottom of each panel are control icons: 'Discard' and 'Keep' for OCR, and 'Cancel', 'Retake', 'Delete', and 'Done' for TTS.

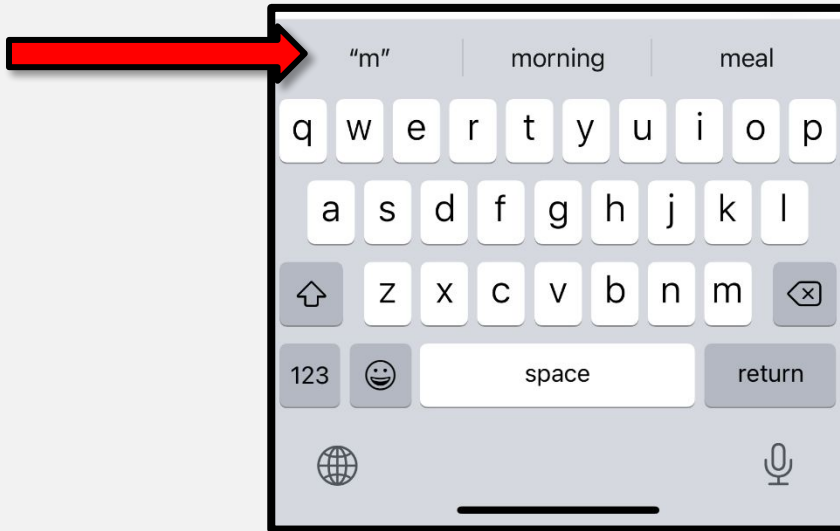
DICTIONATION

- Tap on microphone
- Speak clearly
- Speak punctuation
- Tap microphone to stop
- Listen to what you dictated using Speak Selection to find errors

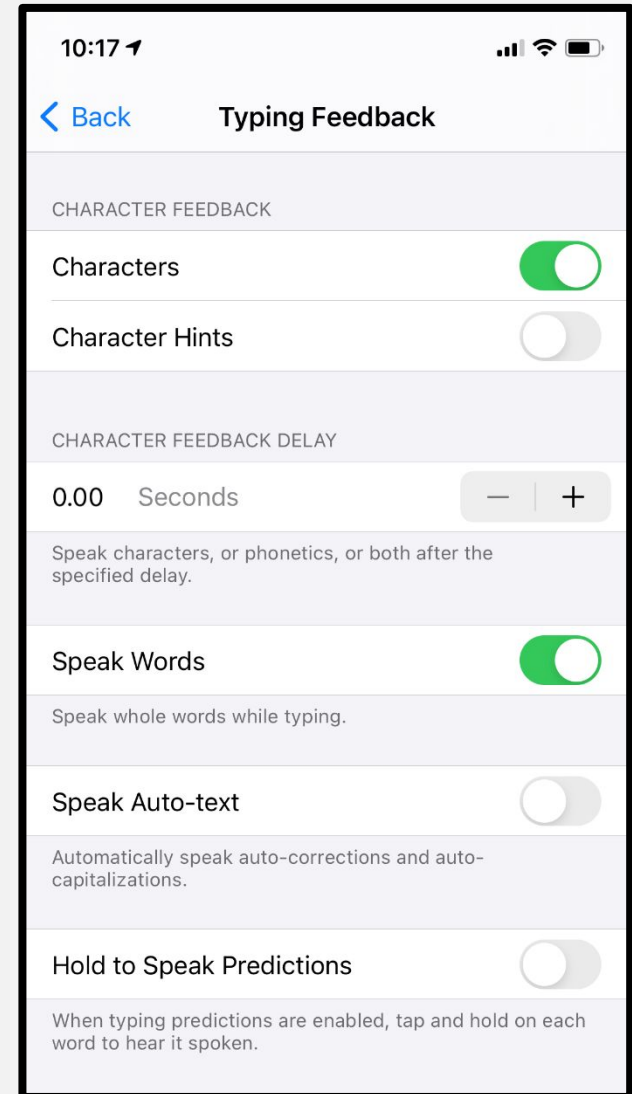


WRITING SUPPORTS

- Predictive text on iOS

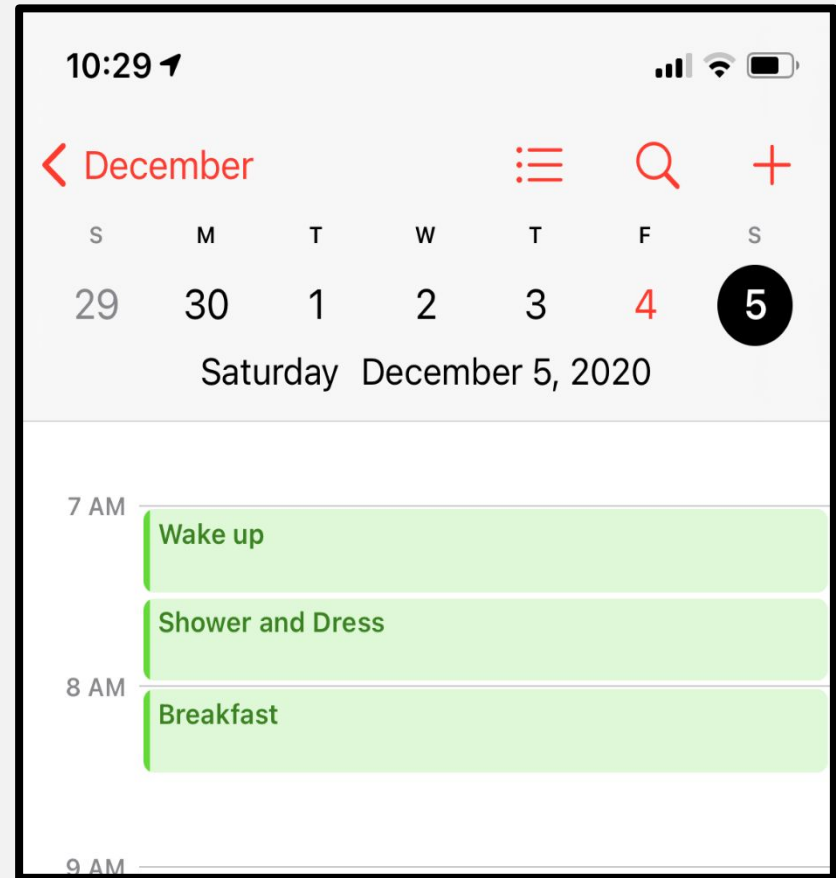


- Typing Feedback in IOS:
Accessibility < Spoken Content
< Typing Feedback < Turn on
Characters and/or Speak Words



CALENDAR

- **Set default notification times** (Settings > Calendar)
- **Set alert sound** (Settings > Sounds & Haptics > Calendar Alerts)
- **Use calendar to map out day**
- **Consider shared calendar** to increase independence

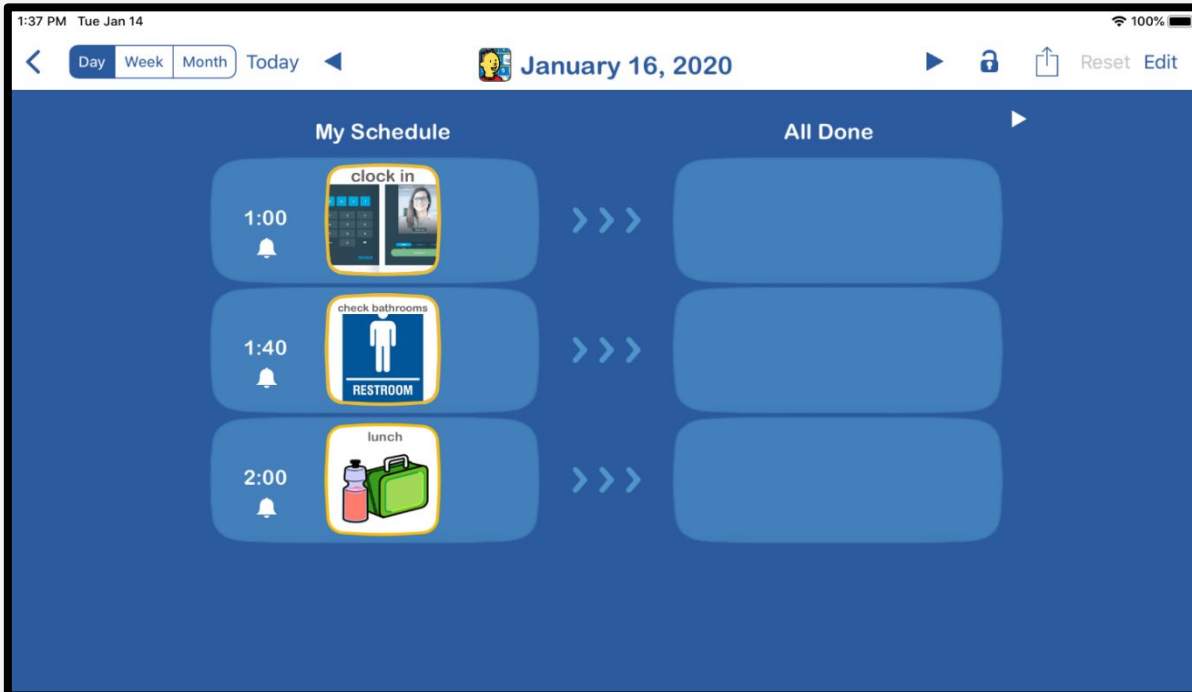


CHOICEWORKS CALENDAR APP

[HTTP://BEEVISUAL.COM/](http://BEEVISUAL.COM/)

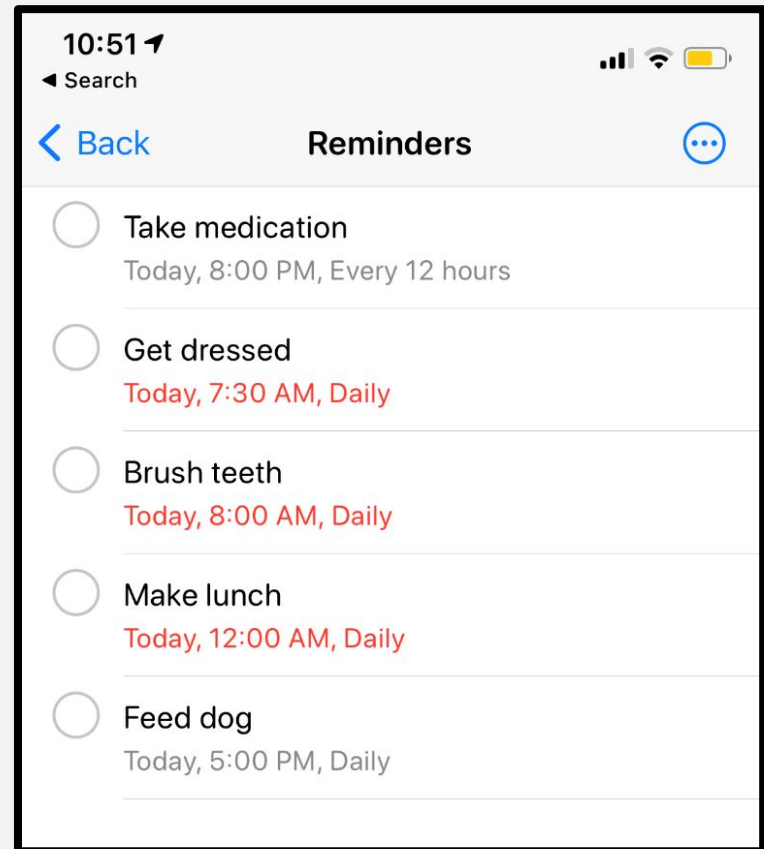
Features:

- Calendar with images, video and auditory support
- Alerts and timers
- \$9.99



REMINDERS

- Time or location based reminders on smartphone
- Use repeating reminders
- Can input with Siri:
 - "Remind me to brush my teeth at 8:00AM."
 - "Remind me to make lunch at noon everyday."



REMINDER, REMINDERS WITH VOICE APP

[HTTP://WWW.AIDAORGANIZER.COM/MAC/REMINDERS.HTML](http://www.aidaorganizer.com/mac/reminders.html)

iOS Free-\$1.99

Features:

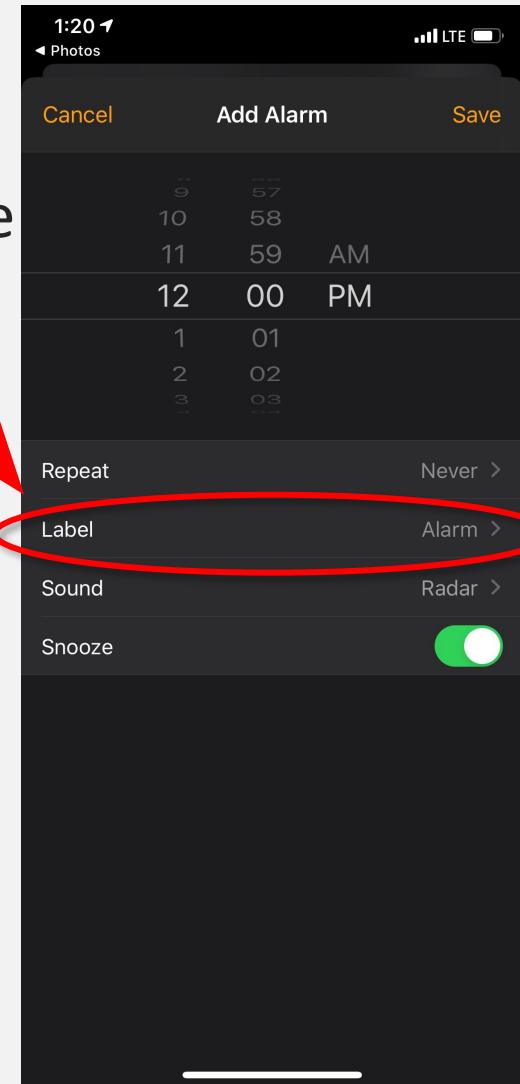
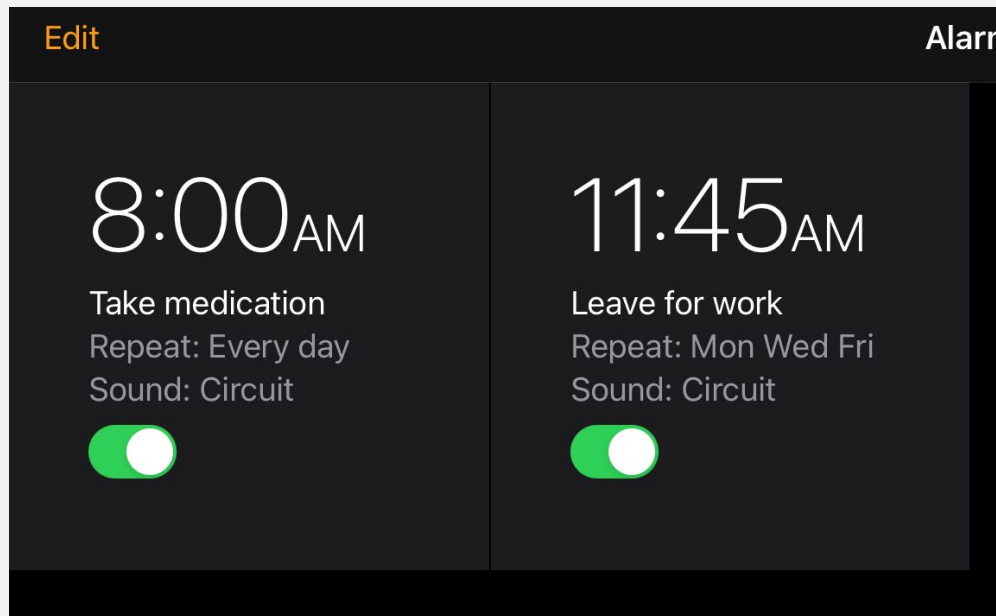
- Create reminders easily and quickly
- Can record voice, choose sounds, or use music as the alert
- One time or recurring reminders, wake-up alarm, cycle alarms
- Add images/photos to reminder



BUILT-IN IOS TOOLS

Alarms: Name the alarm!

- Set alarms throughout the day as reminders to increase independence
- Set as repeating alarms!!
- Example: Use for daily tasks-meds, self-care tasks, leaving for work, etc.



MULTI-STEP TASKS

- **FTVS HD (First Then Visual Schedule HD) app**
 - Picture support
 - Audio support
 - Video support
- www.goodkarmaapplications.com
- iOS \$14.99



ANY
QUESTIONS?



THANK YOU

Kristen Russell, OTR, ATP
Assistive Technology Specialist
Advancing Opportunities

krussell@advopps.org

609-218-3098